



Apex CERT's mission is to serve and safeguard our community through efficient and effective volunteer service, which helps protect life and property, ensuring the greatest good for the greatest number.

WELCOME!

Please sign in, even if you're not a member of Apex CERT (yet!)



#1 holiday hack:

When you buy your gifts at **smile.amazon.com**, Amazon donates.

amazonsmile

NOVEMBER BIRTHDAYS

Heath Fetner

Mike Czarnecki

Ari Schloss

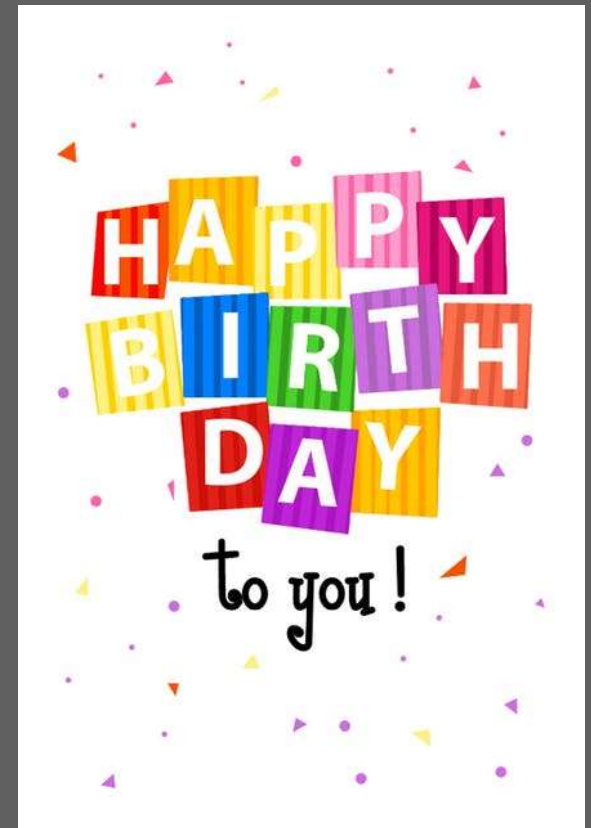
Brian Lehrschall

Robin Myers


Jim Lancheros

Meri Lynch

Kyle Glochick



HURRICANE DORIAN RECOGNITION



OCTOBER ACTIVITIES



Apex Night Out
14 people volunteered

OCTOBER ACTIVITIES

Decoy Training with RDU TSA K-9s

**Only one Apex CERT Volunteer took part in October –
keep an eye on your email for your chance to help!**



OCTOBER ACTIVITIES



October 3: Monthly Meeting – Cribbing and Interior Search
41 people attended

OCTOBER ACTIVITIES



October 5
SAR for CERT Class
Siler City
Three Apex CERT volunteers attended

OCTOBER ACTIVITIES

October 10: NCSU Football Concessions
1 person attended



OCTOBER ACTIVITIES



**October 12: Hydrant Painting
3 people attended**

OCTOBER ACTIVITIES



October 22: Jersey Mike's Fundraiser
\$88 raised

UPCOMING EVENTS

- Nov 9: Fire Hydrant Painting
- Nov 9: NCSU Football Concessions
- Nov 18: Introduction to WebEOC Class, Raleigh
- Nov 30: NCSU Football Concessions
- Dec 5: HOLIDAY PARTY!!! Scotts Mill Clubhouse
- Dec 7: Apex Christmas Parade
- Dec 12: CapRAC Skills Lab
- Dec 14: Fire Hydrant Painting

TRAINING FOR 2020

What training do YOU want?

ELECTIONS – VICE PRESIDENT



Dave Bruhn
Vice President

I have been a member of Apex CERT since 2015. I'm passionate about helping our Town, which is why I joined Apex CERT and later became one of its trainers. I look forward to continuing to work hard for you!

ELECTIONS – MEMBER-AT-LARGE



Emily Dorsett
Incumbent

I joined CERT in April of 2017 and am the current and first Member-at-Large board member. As a veterinarian and small business owner of All 4 Paws Animal Hospital, I feel I bring a unique perspective both in the field with my medical training and as a member of the board given my insight in running a business and maintaining harmony within a team. My biggest contribution as a board member this past year was creating our Bylaws and Policies to ensure that we have defined standards that create the safest place possible for our volunteers and that we are consistent and fair in our treatment of our members as we continue to grow larger and larger. If I remain in office for another term, I will strive to foster and maintain the familial, tight-knit group feel that made me fall in love with this organization in the first place and ensure everyone's voice and ideas are heard. Regardless of the outcome of the election, I look forward to getting to know all of you better and supporting Apex CERT in whatever capacity I can.



Brian Lehrschall

I have been a member of Apex for approximately two years. I am interested in running for the board because I feel I can bring my experience as a former government liaison to our group and help us grow our group larger.

PLEASE SIGN UP FOR MEETINGS!

- Helps us plan for:
 - How to set up the room
 - How many handouts/materials are needed
 - You could win amazing prizes!

APEX FIRE CHIEF KEITH MCGEE



Fire Safety Review

FIRE SAFETY AND UTILITY CONTROLS

Apex Fire Battalion Chief Mike Beasley

ROLE OF CERTS IN FIRE SITUATIONS

- CERTs play very important role in fire safety by:
 - Extinguishing small fires
 - Preventing additional fires by removing fuel sources
 - Shutting off utilities
 - Assisting with evacuations, when necessary

CERT PRIORITIES

- Help in emergencies before professional responders arrive
- Rescuer safety is number one priority
 - Always work with a buddy
 - Always wear safety equipment

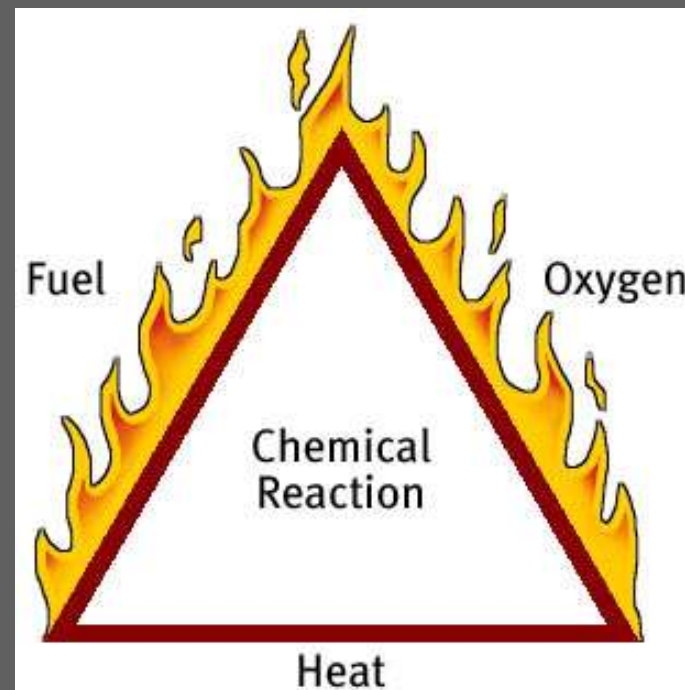
CERT Goal:

**Do the greatest good for
the greatest number**

CERT Basic Training
Fire Safety and Utility Controls

THE FIRE TRIANGLE

- Heat
- Fuel
- Oxygen



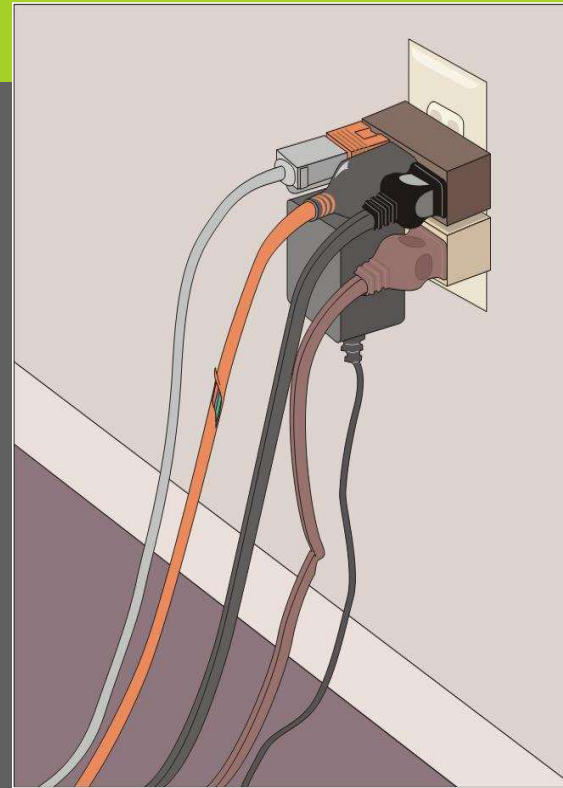
5 CLASSES OF FIRE

- A: Ordinary combustibles
- B: Flammable and combustible liquids
- C: Energized electrical equipment
- D: Combustible metals
- K: Cooking oils



REDUCING ELECTRICAL HAZARDS

- Avoid the “electrical octopus”
- Don’t run cords under carpets
- Check for and replace broken or frayed cords
- Maintain appliances



ELECTRICAL EMERGENCIES

- Know where power shutoffs are for:
 - Appliances
 - Circuit breakers
 - Fuses
- Post shutoff directions next to all utilities
- Know procedures for turning power back on

SHUTOFF PROCEDURES



CERT Basic Training
Fire Safety and Utility Controls

NATURAL GAS HAZARDS

- Asphyxiant
 - Robs body of oxygen
- Explosive
 - Can easily ignite



NATURAL GAS HAZARD AWARENESS

- Install natural gas detector
- Install carbon monoxide detector in home
- Test batteries for natural gas and carbon monoxide detectors every month
 - Change batteries every 6 months
- Locate and label gas shutoffs
 - Have proper non-sparking tool

GAS SHUTOFF

- Locate and label gas shutoff valves
- If not automatic, know procedures for shutting off gas



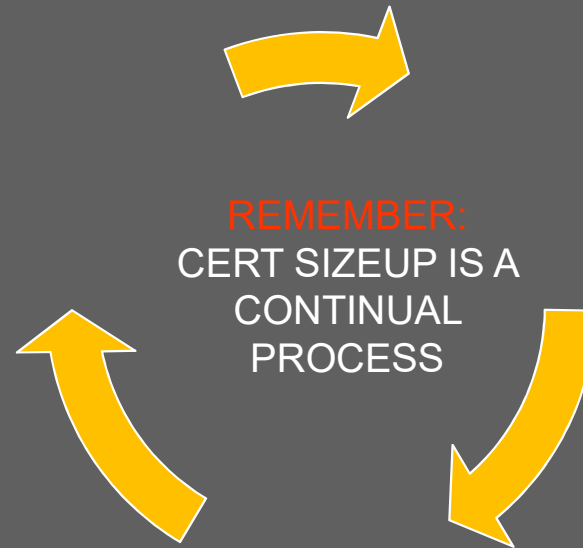
L.I.E.S.

- Always read labels
- Use L.I.E.S. storage procedures (Limit, Isolate, Eliminate, Separate)



CERT SIZEUP

1. Gather Facts
2. Assess Damage
3. Consider Probabilities
4. Assess Your Situation
5. Establish Priorities
6. Make Decisions
7. Develop Plan of Action
8. Take Action
9. Evaluate Progress



CERT SIZEUP

1. Assess: Assess the Situation

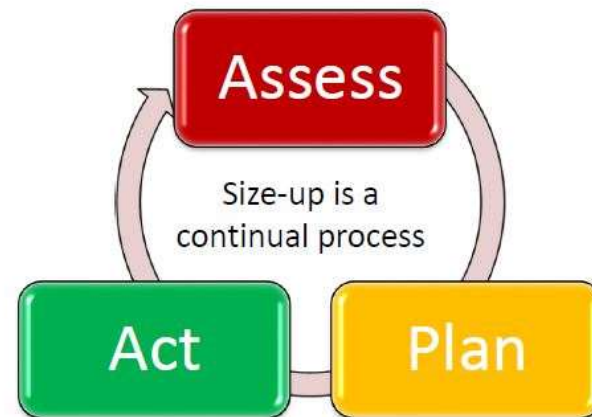
- Gather Facts
- Assess Damage
- Consider Probabilities
- Assess Your Situation

2. Plan: Make a Plan

- Establish Priorities
- Make Decisions
- Develop Plan of Action

3. Act: Take Action

SIZE-UP PROCESS



CERT FIRE SIZEUP

- Helps responders decide:
 - Whether to attempt to suppress a fire
 - A plan of action
- Answers these questions:
 - Do my buddy and I have the right equipment?
 - Are there other hazards?
 - Is the building structurally damaged?
 - Can my buddy and I escape?
 - Can my buddy and I fight the fire safely?

Remember: The safety of individual CERT members is always the top priority

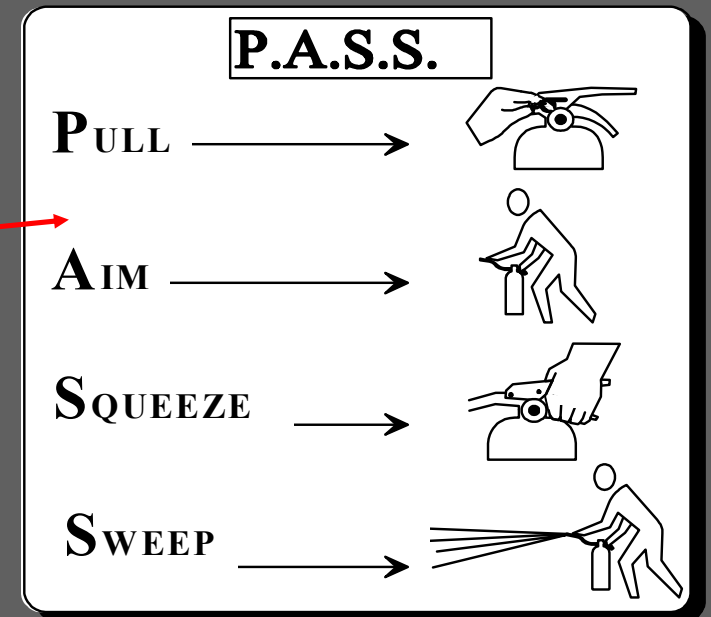
FIREFIGHTING RESOURCES

- Portable fire extinguishers
- Confinement
- “Creative” resources



P.A.S.S.

Test



Test the extinguisher after pulling the pin

CERT Basic Training
Fire Safety and Utility Controls

FIRE SUPPRESSION DON'TS

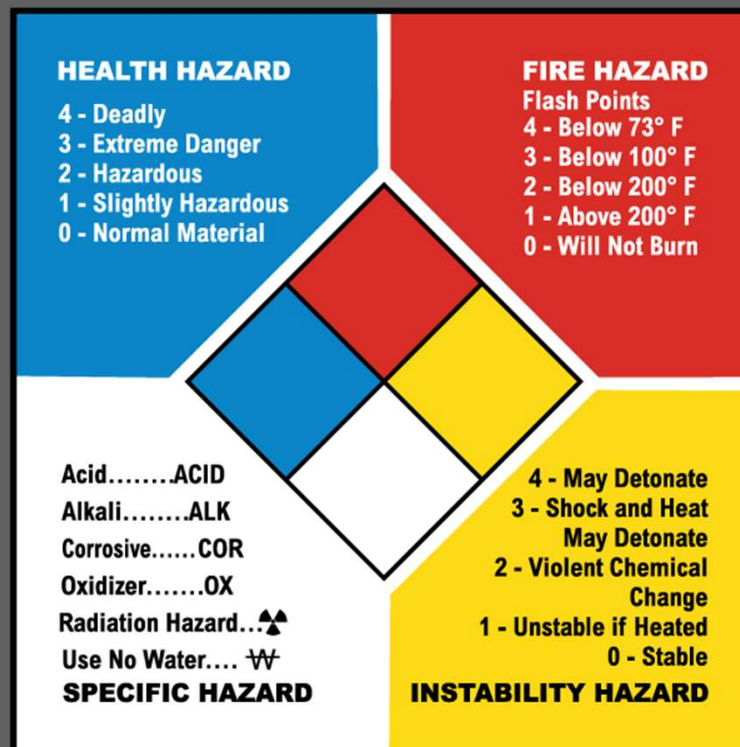
- Don't get too close
- Don't try to fight a fire alone
- Don't try to suppress large fires
- Don't enter smoke-filled areas
- Don't go through a door that is hot to the touch – use the back of your hand to feel the door.



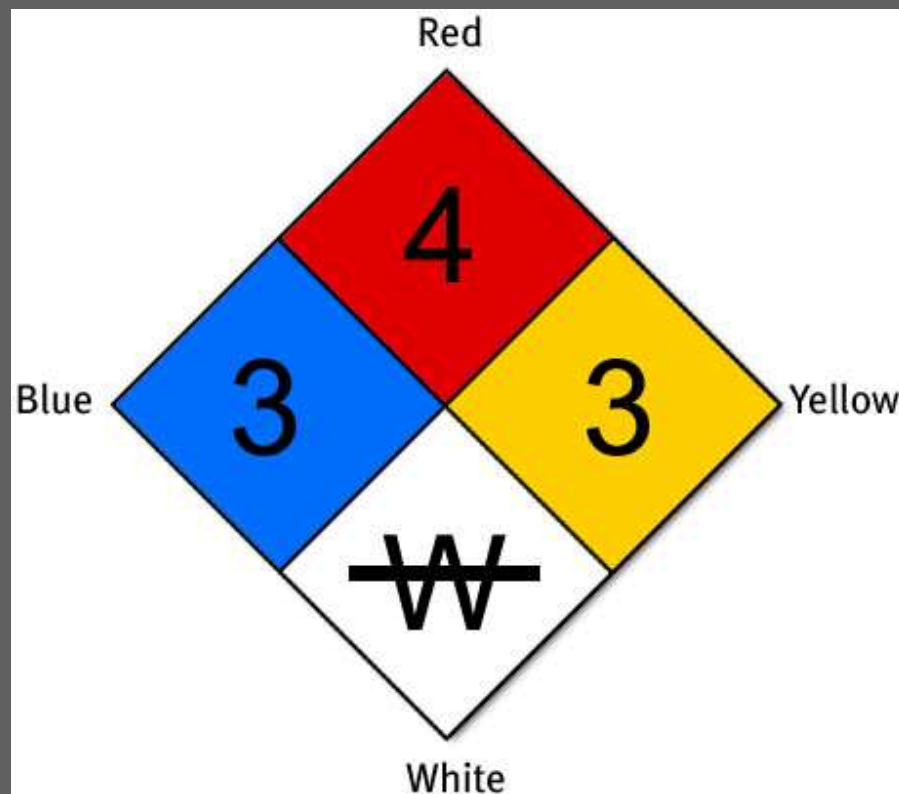
HAZARDOUS MATERIALS

- Corrode other materials
- Explode or are easily ignited
- React strongly with water
- Are unstable when exposed to heat or shock
- Are otherwise toxic to humans, animals, or the environment through absorption, inhalation, injection, or ingestion

IDENTIFYING HAZARDOUS MATERIALS



IDENTIFYING STORED HAZMATS



STOP!



CERT Basic Training
Fire Safety and Utility Controls

HAZMATS IN TRANSIT





An example of some scary placards! Use your ERG book (or app) to find out what's being transported!



GREATER THAN 1?



Remember!

All hazardous material placards are
a stop sign for CERTs

ACCIDENTAL EXPOSURE

- If CERT members are responding to an incident and suspect that they may have become contaminated by exposure to a chemical agent, they should follow basic self-decontamination procedures and limit their exposure to the chemical.
- Once they have done this, they should wait for professional responders to arrive to conduct a formal decontamination.

UNIT SUMMARY

- You should know:
 - Keys to effective fire suppression
 - CERT sizeup and fire sizeup considerations
 - Classes of fire and types of fire extinguishers
 - P.A.S.S.
 - How to identify hazardous materials

**Always follow the safety rules established for CERTs –
personal safety comes first!**